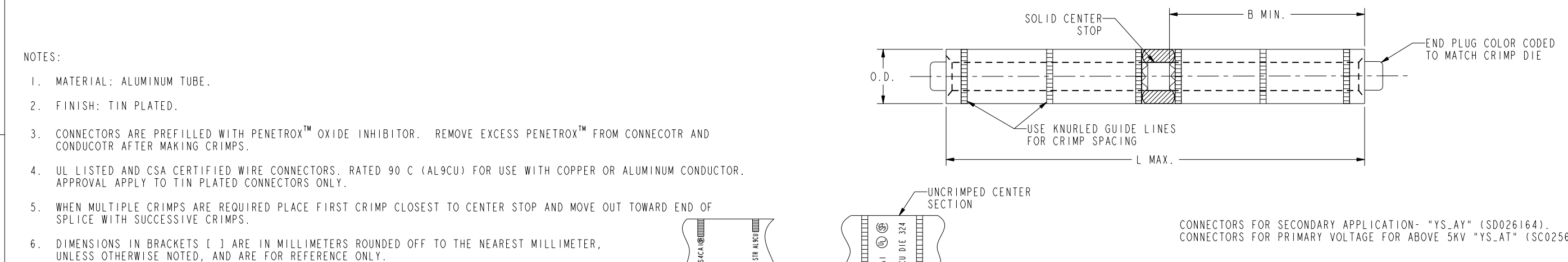
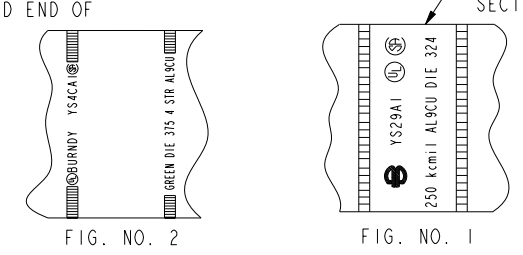


CATALOG NUMBER	CONDUCTOR		DIMENSIONS			COLOR CODE	BURNDY® INSTALLATION TOOLING (# CRIMPS)										DIELESS (# CRIMPS)		STRIP LENGTH	BARREL MARKING INFORMATION
	ALUMINUM CLASS B CONCENTRIC, COMPRESSED, COMPACT, SIW	COPPER CLASS B, C CONCENTRIC, COMPRESSED, COMPACT	B MIN.	L MAX.	O.D.		DIE INFORMATION		MECHANICAL		HYDRAULIC						MECHANICAL	HYDRAULIC		
							DIE INDEX	TYPE	OUR840	MD6	10	9	9	8	7	Y48BH				
YS8CA1	#8 STR	#8 STR	.59 [15]	1.44 [37]	.30 [8]	BLUE	374	BLUE DIE SET	X8CART (2)	X8CART (2) W374 (1)	--	U8CABT (1)	U8CABT (1)	U8CABT (1)	--	--	MRC840AL (1) MY29-3 (1)	Y81KFT (1) PAT81KFT (1) Y644 (1) PAT644 (1)	3/4"	FIG. NO.1
YS6CA1	#6 STR (.184)	#6 STR (.184)	.72 [18]	1.70 [43]	.34 [9]	GRAY	346 161	GRAY DIESET	X6CART (2) X161 (2)	X6CART (2) W161 (1)	A6CAB (1)	U6CABT (1) U161 (1)	U6CABT (1) U161 (1)	U6CABT (1) U161 (1)	--	--	MRC840AL (1) MY29-3 (1)	Y81KFT (1) PAT81KFT (1) Y644 (1) PAT644 (1)	7/8"	FIG. NO.1
YS4CA1	#4 STR (.232)	#4 STR (.232)	.86 [22]	1.97 [50]	.43 [11]	GREEN	375 162	GREEN DIE SET	X4CART (3)	X6CART (3) W162 (3)	A4CAB (1)	U4CABT (1) U162 (1)	U4CABT (1) U162 (1)	U4CABT (1) U162 (1)	--	--	MRC840AL (2) MY29-3 (1)	Y81KFT (1) PAT81KFT (1) Y644 (1) PAT644 (1)	1"	FIG. NO.2
YS2CA1	#2 STR (.292)	#2 STR (.292)	1.09 [28]	2.44 [62]	.53 [13]	PINK	348 163 239	PINK DIE SET	X2CART (4) X239 (4)	X2CART (4) W163 (3) W239 (2)	A2CAB (1)	U2CABT (1) U163 (1) U239 (1)	U2CABT (1) U163 (1) U239 (1)	U2CABT (1) U163 (1) U239 (1)	--	--	MRC840AL (2) MY29-3 (2)	Y81KFT (2) PAT81KFT (2) Y644 (1) PAT644 (1)	1 1/4"	FIG. NO.1
YS1CA1	#1 STR (.332)	#1 STR (.332)	.90 [23]	2.05 [52]	.54 [14]	GOLD	471 163	GOLD DIE SET	X1CART (3)	X1CART (3) W163 (3)	A1CAR (1)	U1CART (1) U163 (1)	U1CART (1) U163 (1)	U1CART (1) U163 (1)	--	--	MRC840AL (2) MY29-3 (2)	Y81KFT (2) PAT81KFT (2) Y644 (1) PAT644 (1)	1 1/16"	FIG. NO.1
YS25A1	1/0 STR (.373)	1/0 STR (.373)	1.06 [27]	2.37 [60]	.60 [15]	TAN	296 241	TAN DIE SET	X25ART (4) X241 (4)	X25ART (4) W241 (2)	A25AR (1)	U25ART (1) U241 (1)	U25ART (1) U241 (1)	U25ART (1) U241 (1)	C25AR (1) U241 (1)	--	MRC840AL (2) MY29-3 (2)	Y81KFT (2) PAT81KFT (2) Y644 (1) PAT644 (1)	1 3/16"	FIG. NO.1
YS26A1	2/0 STR (.418)	2/0 STR (.418)	1.18 [30]	2.61 [66]	.67 [17]	OLIVE	297 245	OLIVE DIE SET	X26ART (4) XBG (4) X245 (4)	X26ART (4) WBG (2) W245 (3)	A26AR (2)	U26ART (2) UBG (2) U245 (1)	U26ART (2) UBG (2) U245 (1)	U26ART (2) UBG (2) U245 (1)	C28AR (1)	--	MRC840AL (3) MY29-3 (2)	Y81KFT (2) PAT81KFT (2) Y644 (1) PAT644 (1)	1 3/8"	FIG. NO.1
YS27A1	3/0 STR (.470)	3/0 STR (.470)	1.31 [33]	2.88 [73]	.76 [19]	RUBY	467 166	RUBY DIE SET	X27ART (4)	X27ART (4) W166 (4)	A27AR (2)	U27ART (2) U166 (2)	U27ART (2) U166 (2)	U27ART (2) U166 (2)	U27AR (1)	--	MRC840AL (3) MY29-3 (2)	Y81KFT (2) PAT81KFT (2) Y644 (1) PAT644 (1)	1 1/2"	FIG. NO.1
YS28A1	4/0 STR (.528)	4/0 STR (.528)	1.40 [36]	3.06 [78]	.85 [22]	WHITE	298 660	WHITE DIE SET	X28ART (6) X660 (8)	X28ART (6) W660 (3)	A28AR (2)	U28ART (2) U660 (2)	U28ART (2) U660 (2)	U28ART (2) U660 (2)	C28AR (1)	--	MRC840AL (3) MY29-3 (2)	Y81KFT (2) PAT81KFT (2) Y644 (1) PAT644 (1)	1 5/8"	FIG. NO.1



- NOTES:
- MATERIAL: ALUMINUM TUBE.
 - FINISH: TIN PLATED.
 - CONNECTORS ARE PREFILLED WITH PENETROX™ OXIDE INHIBITOR. REMOVE EXCESS PENETROX™ FROM CONNECOTR AND CONDUCTOR AFTER MAKING CRIMPS.
 - UL LISTED AND CSA CERTIFIED WIRE CONNECTORS. RATED 90 C (AL9CU) FOR USE WITH COPPER OR ALUMINUM CONDUCTOR. APPROVAL APPLY TO TIN PLATED CONNECTORS ONLY.
 - WHEN MULTIPLE CRIMPS ARE REQUIRED PLACE FIRST CRIMP CLOSEST TO CENTER STOP AND MOVE OUT TOWARD END OF SPLICE WITH SUCCESSIVE CRIMPS.
 - DIMENSIONS IN BRACKETS [] ARE IN MILLIMETERS ROUNDED OFF TO THE NEAREST MILLIMETER, UNLESS OTHERWISE NOTED, AND ARE FOR REFERENCE ONLY.
 - CATALOG #PT6515 ADAPTOR IS REQUIRED TO USE "U" DIES IN Y45 SERIES TOOLS.
 - CATALOG #PUADP-1 ADAPTOR IS REQUIRED TO USE "U" DIES IN Y46 SERIES TOOLS.
 - Y35P3 INDENTOR ADAPTOR REQUIRED FOR "Y34PR" TYPE INDENTORS.
 - FOR USE BY CUSTOMERS THAT HAVE THIS HYPRESS™. NO NEW HYPRESSES™ ARE BEING PROCESSED.
 - ENLARGED BARREL MARKING VIEW.



BARREL MARKING INFORMATION

REV	DATE	DESCRIPTION	ECO	BY	C'H'K.
H	11/29/2013 00:00:00 AM	BARREL MARKING VIEW CHANGED IN SHEET 1	40239	AD	PB

TO ORDER BURNDY® PRC

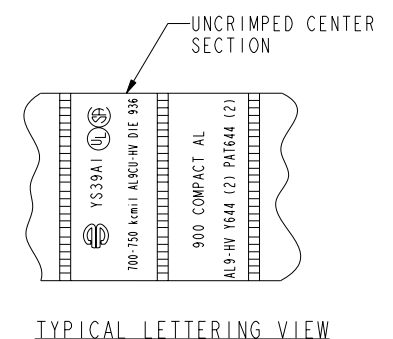
HYLINK™ (ALUMINUM)	
ITEM NO:	N/A
CAT. NO:	YS--A--(TABLE)
DRAWN BY:	ESK 8/24/72
CHECKER:	SFP 8/25/72
DSN APPVL:	D.C.W. 12/12/72
MFG APPVL:	N/A --
QA APPVL:	D VARIO 7/25/95
MKT APPVL:	P WERTHMAN 4/17/95
PROD FAM:	--
PROJECT #:	--
DOCUMENT TYPE:	Sales
REL LEVEL:	Released

SCALE: NTS

DRAWING NO.	SD073942
REV	H
SHEET	1 OF 3

REV: PE0200

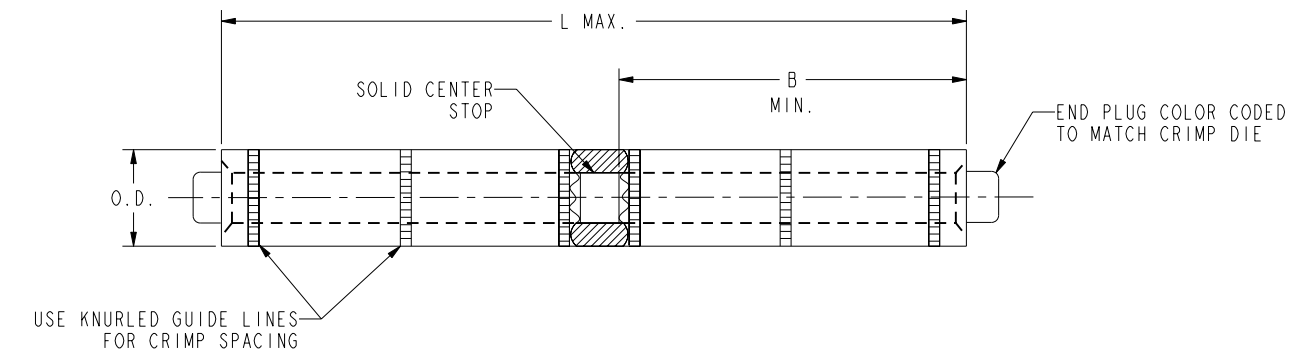
DRAWING NO. SD073942	7		6			5		4				3		2		1									
	CATALOG NUMBER	CONDUCTOR SIZE		DIMENSIONS			COLOR CODE	DIE INFORMATION		BURNDY® INSTALLATION TOOLING (# CRIMPS)						DIELESS (# CRIMPS)	STRIP LENGTH								
		ALUMINUM CLASS B CONCENTRIC, COMPRESSED, COMPACT, SIW	COPPER CLASS B, C CONCENTRIC, COMPRESSED, COMPACT	B MIN.	L MAX.	O.D.		DIE INDEX	TYPE	HYDRAULIC															
									10	9	Y34A Y34B	9	Y35, Y39 Y750, PAT750	9	8	Y46	9	7	Y45	Y48BH	Y60				
YS29AI	250 kcmil	250 kcmil	1.46 [37]	3.18 [81]	.92 [23]	RED	324	RED DIE SET	A29AR (2)		Y34A Y34B		U29ART (2)	U29ART (2)						C29AR (1)	L29ART (1)			Y81KFT (2) PAT81KFT (2) Y644 (1) PAT644 (1)	1 5/8"
YS30AI	4/0 AWG CCA DLO (329/22) 300 kcmil	300 kcmil	1.47 [37]	3.20 [81]	1.01 [26]	BLUE	470	BLUE DIE SET	A30AR (2)		Y34A Y34B		U30ART (2)	U30ART (2)						C30AR (1)	L30ART (1)			Y81KFT (2) PAT81KFT (2) Y644 (1) PAT644 (1)	1 3/4"
YS31AI	250 Kcmil CCA DLO (399/22) 350 kcmil	350 kcmil	1.89 [48]	4.04 [103]	1.11 [28]	BROWN	299	BROWN DIE SET			Y34A Y34B		U31ART (2)	U31ART (2)						C31ART (1)				Y81KFT (3) PAT81KFT (3) Y644 (1) PAT644 (1)	2 1/8"
YS32AI	400 kcmil	400 kcmil	2.30 [58]	4.86 [123]	1.19 [30]	GREEN	472	GREEN DIE SET			Y34A Y34B		U32ART (4)	U32ART (4)						C32AR (2)	L32ART (2)			Y81KFT (4) PAT81KFT (4) Y644 (1) PAT644 (1)	2 1/2"
YS34AI	350 Kcmil CCA DLO (551/22) 500 kcmil	500 kcmil	2.38 [60]	5.02 [128]	1.32 [34]	PINK	300	PINK DIE SET			Y34A Y34B		U34ART (4)	U34ART (4)						C34AR (2)	L34ART (2)			Y81KFT (4) PAT81KFT (4) Y644 (1) PAT644 (1)	2 5/8"
YS36AI	500 Kcmil CCA DLO (779/22) 600 kcmil	600 kcmil	2.44 [62]	5.14 [131]	1.44 [37]	BLACK	473	BLACK DIE SET			Y34A Y34B		U36ART (4)	U36ART (4)						C36AR (2)	L36ART (2)			Y81KFT (4) PAT81KFT (4) Y644 (1) PAT644 (1)	2 7/8"
YS39AI	700 kcmil-750 kcmil		2.50 [64]	5.26 [134]	1.46 [37]	YELLOW	936	YELLOW DIE SET			Y34A Y34B		U39ART-2 (4)	U39ART-2 (4)	U39ART-2 (4)						L39ART-2 (2)			Y81KFT (4) PAT81KFT (4) Y644 (1) PAT644 (1)	2 7/8"
YS39AI	600 Kcmil CCA DLO (925/22) 900 kcmil COMPACT AL.	900 kcmil COMPACT AL.											NEST INDENTOR			Y34A Y34B									
YS39AMI	700 kcmil-750 kcmil		2.63 [67]	5.58 [142]	1.60 [41]	RED	301	RED DIE SET			Y34A Y34B				P39ART (4)	S39ART (4)	C39AR (4)	L39ART (4)						Y81KFT (4) PAT81KFT (4) Y644 (1) PAT644 (1)	2 7/8"
YS39AMI	900 kcmil COMPACT AL.												NEST INDENTOR			Y34A Y34B									
YS40AI	800 kcmil		2.61 [66]	5.48 [139]	1.65 [42]	GRAY	474	GRAY DIE SET			Y34A Y34B				P40ART (4)	S40ART (4)	C40AR (4)	L40ART (4)						Y81KFT (4) PAT81KFT (4) Y644 (1) PAT644 (1)	3"
YS40AI													NEST INDENTOR			Y34A Y34B									
YS42AI	900 Kcmil ONLY WITH U42ART DIE 600-900 Kcmil AL WITH Y644 600 Kcmil CU ONLY WITH Y644		2.50 [64]	5.26 [134]	2.50 [64]	GRAY	303	GRAY DIE SET			Y34A Y34B		U42ART (4)	U42ART (4)	U42ART (4)									Y644 (2) PAT644 (2)	2 7/8"
YS42AI													NEST INDENTOR			Y34A Y34B									
YS44AI	750 OR 800 Kcmil CCA DLO (1184/22) (1258/22) 1000 kcmil	1000 kcmil	2.84 [72]	5.94 [151]	1.84 [47]	BROWN	302	BROWN DIE SET			Y34A Y34B				P44ART (4)	S44ART (4)	C44AR (2)	L44ART (2)						Y644MBH (1) ONLY	3 1/8"
YS44AI								NEST INDENTOR			Y34A Y34B				NO NEST (2) P48PR-1		F46D (2) Y48PR-1								



B

NOTES:

- MATERIAL: ALUMINUM TUBE.
- FINISH: TIN PLATED.
- CONNECTORS ARE PREFILLED WITH PENETROX™ OXIDE INHIBITOR. REMOVE EXCESS PENETROX™ FROM CONNECOTR AND CONDUOTR AFTER MAKING CRIMPS.
- UL LISTED AND CSA CERTIFIED WIRE CONNECTORS. RATED 90 C (AL9CU) FOR USE WITH COPPER OR ALUMINUM CONDUCTOR. APPROVAL APPLY TO TIN PLATED CONNECTORS ONLY.
- WHEN MULTIPLE CRIMPS ARE REQUIRED PLACE FIRST CRIMP CLOSEST TO CENTER STOP AND MOVE OUT TOWARD END OF SPLICE WITH SUCCESSIVE CRIMPS.
- DIMENSIONS IN BRACKETS [] ARE IN MILLIMETERS ROUNDED OFF TO THE NEAREST MILLIMETER, UNLESS OTHERWISE NOTED, AND ARE FOR REFERENCE ONLY.
- CATALOG #PT6515 ADAPTOR IS REQUIRED TO USE "U" DIES IN Y45 SERIES TOOLS.
- CATALOG #PUADP-1 ADAPTOR IS REQUIRED TO USE "U" DIES IN Y46 SERIES TOOLS.
- Y35P3 INDENTOR ADAPTOR REQUIRED FOR "Y34PR" TYPE INDENTORS.
- FOR USE BY CUSTOMERS THAT HAVE THIS HYPRESS™. NO NEW HYPRESSES™ ARE BEING PROCESSED.
- UL LISTED WITH DLO COPPER CLAD ALUMINUM CONDUCTOR USING Y644 TOOLS ONLY.



CONNECTORS FOR SECONDARY APPLICATION- "YS-AY" (SD26164).
CONNECTORS FOR PRIMARY VOLTAGE FOR ABOVE 5KV "YS-AT" (SC25626).

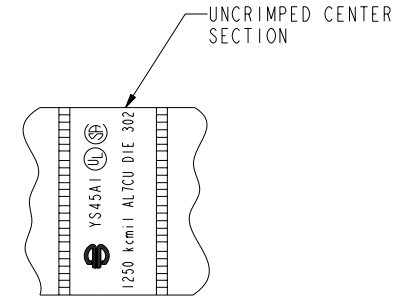
A

TO ORDER BURNDY® PRL		HYLINK™ (ALUMINUM)	
ITEM NO:	N/A	SCALE: NTS	
CAT. NO:	YS--A--(TABLE)	DRAWING NO	
DRAWN BY:	E.S.K. 8/25/72	SD073942	
CHECKER:	S.F.P. 8/25/72	REV	
DSN APPVL:	D.C.W. 12/12/72	H	
MFG APPVL:	--	SHEET 2 OF 3	
QC APPVL:	D VARIO 7/25/95		
MKT APPVL:	P WERTHMAN 4/17/95		
PROJ #:	--		
DOCUMENT TYPE:	Sales		
REL LEVEL:	Released		

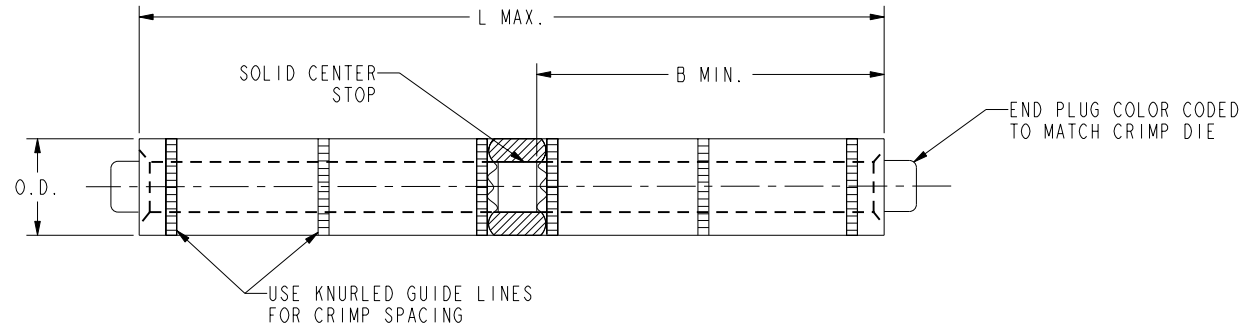
REV	DATE	DESCRIPTION	ECO	BY	C'H'K.
H	11/29/2013 00:00:00 AM	BARREL MARKING VIEW CHANGED IN SHEET 1	40239	AD	PB

REV: PE0200

DRAWING NO. SD073942	7		6			5				4		3		2		1				
	CATALOG NUMBER	CONDUCTOR		DIMENSIONS			COLOR CODE	BURNDY® INSTALLATION TOOLING (# CRIMPS)				DIELESS (# CRIMPS)	STRIP LENGTH	REV	DATE	DESCRIPTION	ECO	BY	C'H'K.	
		ALUMINUM CLASS B CONCENTRIC, COMPRESSED, COMPACT, SIW	COPPER CLASS B, C CONCENTRIC, COMPRESSED, COMPACT	B MIN.	L MAX.	O.D.		DIE INFORMATION	HYDRAULIC											
							DIE INDEX	TYPE	10 9 Y46	10 8 Y45	Y48BH	Y60	HYDRAULIC							
YS45A1	900 OR 1000 Kcmil CCA DLO (1406/22) (1554/22) 1250 kcmil	1250 kcmil	2.84 [72]	6.21 [158]	1.84 [47]	BROWN	302	BROWN DIE SET	PA44ART (4)	S44ART (4)	C44AR (2)	L44ART (2)	Y644MBH (1) ONLY	3 1/8"	H	11/29/2013 00:00:00 AM	BARREL MARKING VIEW CHANGED IN SHEET 1	40239	AD	PB
7 YS45A2	1250 kcmil	1250 kcmil	2.23 [57]	4.67 [119]	1.84 [47]	BROWN	302	BROWN DIE SET	PA44ART (4)	S44ART (4)	C44AR (2)	L44ART (2)	Y644MBH (1) ONLY	3 1/8"						
YS46A1	1500 kcmil	1500 kcmil	3.40 [86]	7.05 [179]	2.26 [57]	BLUE	478	BLUE DIE SET	--	--	C46AR (2)	L46ART (2)	--	3 3/4"						
7 YS46A2	1500 kcmil	1500 kcmil	3.18 [81]	6.57 [167]	2.26 [57]	BLUE	478	BLUE DIE SET	--	--	C46AR (2)	L46ART (2)	--	3 3/4"						
YS47A1	1750 kcmil	1750 kcmil	3.99 [101]	8.31 [211]	2.44 [62]	WHITE	587	WHITE DIE SET	--	--	--	L47ART (2)	--	4 3/8"						
YS48A1	2000 kcmil	2000 kcmil	3.66 [93]	7.58 [193]	2.60 [66]	RED	479	RED DIE SET	--	--	--	L48ART (2)	--	4 1/8"						
7 YS483A1	2250 kcmil ALUMINUM ONLY NOT UL LISTED/CSA CERTIFIED	2250 kcmil ALUMINUM ONLY NOT UL LISTED/CSA CERTIFIED	3.66 [93]	7.58 [193]	2.60 [66]	RED	479	RED DIE SET	--	--	--	L48ART (2)	--	4 1/8"						



TYPICAL LETTERING VIEW



NOTES:

- MATERIAL: ALUMINUM TUBE.
- FINISH: TIN PLATED.
- CONNECTORS ARE PREFILLED WITH PENETROX™ OXIDE INHIBITOR. REMOVE EXCESS PENETROX™ FROM CONNECOTR AND CONDOCOTR AFTER MAKING CRIMPS.
- UL LISTED AND CSA CERTIFIED WIRE CONNECTORS. RATED 75C (AL7CU) FOR USE WITH COPPER OR ALUMINUM CONDUCTOR. APPROVAL APPLY TO TIN PLATED CONNECTORS ONLY.
- WHEN MULTIPLE CRIMPS ARE REQUIRED PLACE FIRST CRIMP CLOSEST TO CENTER STOP AND MOVE OUT TOWARD END OF SPLICE WITH SUCCESSIVE CRIMPS.
- DIMENSIONS IN BRACKETS [] ARE IN MILLIMETERS ROUNDED OFF TO THE NEAREST MILLIMETER, UNLESS OTHERWISE NOTED, AND ARE FOR REFERENCE ONLY.

- CATALOG NUMBERS YS45A2, YS46A2 AND YS483A1 ARE UNPLATED
- CATALOG #PT6515 ADAPTOR IS REQUIRED TO USE "U" DIES IN Y45 SERIES TOOLS.
- CATALOG #PUADP-1 ADAPTOR IS REQUIRED TO USE "U" DIES IN Y46 SERIES TOOLS.
- Y35P3 INDENTOR ADAPTOR REQUIRED FOR "Y34PR" TYPE INDENTORS.
- UL LISTED WITH DLO COPPER CLAD ALUMINUM CONDUCTOR USING Y644 TOOLS ONLY.

CONNECTORS FOR SECONDARY APPLICATION - "YS_AY" (SD26164).
CONNECTORS FOR PRIMARY VOLTAGE FOR ABOVE 5KV "YS_AT" (SC25626).

TO ORDER BURNDY® PRC	HYLINK™ (ALUMINUM)	
	ITEM NO: N/A	CAT. NO: YS--A--(TABLE)
	DRAWN BY: E.S.K. 8/25/72	BURNDY
	CHECKER: S.F.P. 8/25/72	
	DSN APPVL: J.MICHAUD 04/04/06	
	MFG APPVL: N/A --	
	QC APPVL: D VARIO 7/25/95	
	MKT APPVL: P WERTHMAN 4/17/95	SCALE: NTS
	PROD FAM: --	DRAWING NO
	PROJECT #: --	SIZE
	DOCUMENT TYPE: Sales	SD073942
	REL LEVEL: Released	SHEET 3 OF 3

REV: PE0200